

# 2020-21 District Report Card



## Gallatin Gateway Elem

100 Mill Street  
Gallatin Gateway, MT 59730

**Grades Served:** K - 8  
**Student Enrollment:** 153  
**Per Pupil Expenditures:** \$13,607.65

### Montana Accountability System

As required under the Every Student Succeeds Act (ESSA), Montana developed an accountability system to meaningfully differentiate schools by the support needed.

Schools are identified as one of the following:

- [Comprehensive Support & Improvement \(CSI\) Schools](#)
- [Targeted Support & Improvement \(TSI\) Schools](#)
- [Universal Support Schools](#)

### Schools Within District

Click below for detailed information about each school

- [Gallatin Gateway 7-8](#)
- [Gallatin Gateway School](#)

### Mathematics



	Novice	Nearing Proficient	Proficient	Advanced
District	19%	19%	31%	30%
State	34%	31%	21%	13%

### Reading



	Novice	Nearing Proficient	Proficient	Advanced
District	9%	26%	20%	45%
State	29%	25%	29%	17%

### Science



	Novice	Nearing Proficient	Proficient	Advanced
District	*	*	*	*
State	39%	35%	19%	6%

Due to rounding, percentages on each page may not add up to 100%.

An asterisk ( \* ) indicates this number has been suppressed for student privacy and security reasons ([Privacy and Security Details](#)).

---

**Due to rounding, percentages on each page may not add up to 100%.  
An asterisk ( \* ) indicates this number has been suppressed for student privacy and security reasons ([Privacy & Security Details](#)).**

[Report Card Definitions & Methodology](#)

---

## **Student Achievement Scores**

---

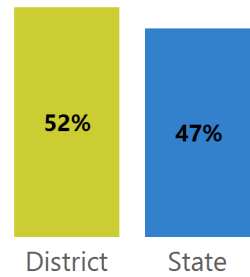
**Due to rounding, percentages on each page may not add up to 100%.  
An asterisk ( \* ) indicates this number has been suppressed for student privacy and security reasons ([Privacy and Security Details](#)).**

■ Novice   
 ■ Nearing Proficient   
 ■ Proficient   
 ■ Advanced

[Click here for more detail about Student Achievement](#)

English Learners	
# English Learners	*
% Achieved Proficiency	*
% Students Showing Progress on the EL Assessment	*

% of students with at least 95% attendance for the entire school year



**Due to rounding, percentages on each page may not add up to 100%.  
 An asterisk ( \* ) indicates this number has been suppressed for student privacy and security reasons ([Privacy and Security Details](#)).**

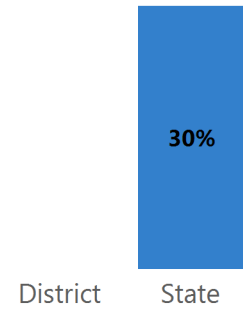
---

## Student Achievement Progress Scores

Stu  
are  
Plea

rogress data  
-21 Covid Waivers.  
[1 page.](#)

% of English Learners showing  
progress toward English proficiency



---

## School Attendance

---

## Educator Qualifications

[Click here for details on Educator Qualifications \(inexperienced educators, emergency provisional licenses, educators working out of field\)](#)

---

## School Quality, Climate, and Safety

Source: Civil Rights Data Collection [as published by the US Department of Education Office of Civil Rights.](#)

An asterisk ( \* ) indicates this number has been suppressed for student privacy and security reasons ([Privacy & Security Details](#)).

[Click here for details on Montana Civil Rights Data Collection](#)

---

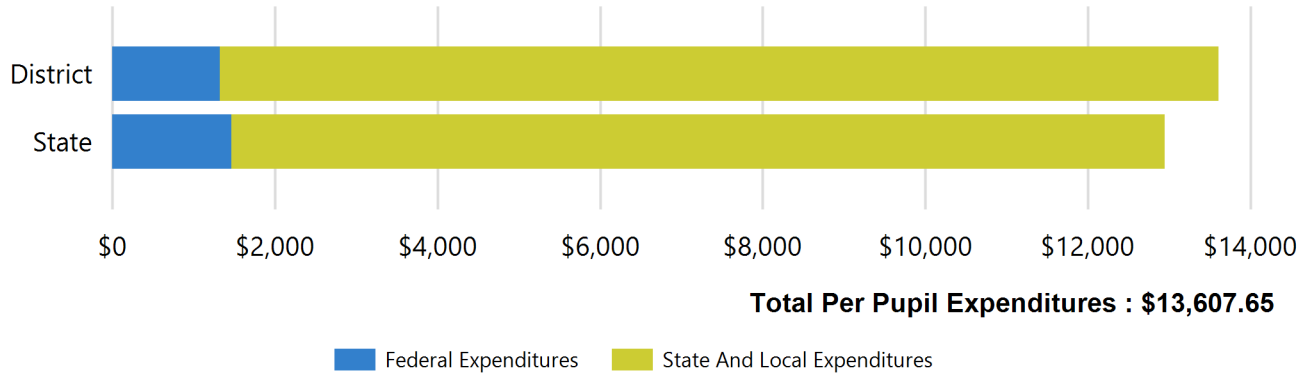
## School Finance

---

Due to rounding, percentages on each page may not add up to 100%.

An asterisk ( \* ) indicates this number has been suppressed for student privacy and security reasons ([Privacy and Security Details](#)).

### Per Pupil Expenditures for Gallatin Gateway Elem



[Click here for more details on Per Pupil Expenditures](#)