

2020-21 School Report Card



Gallatin Gateway School

100 Mill Street
Gallatin Gateway, MT 59730

Grades Served: PK-6
Student Enrollment: 110
Per Pupil Expenditures: \$14,104.26

Montana Accountability System	School Identification
-------------------------------	-----------------------

As required under the Every Student Succeeds Act (ESSA), Montana developed an accountability system to meaningfully differentiate schools by the support needed.

Schools are identified as one of the following:

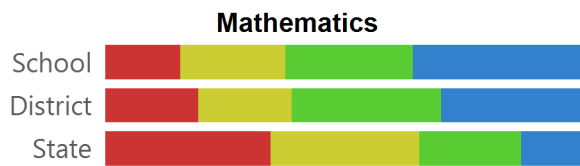
- Comprehensive Support & Improvement (CSI) Schools
- Targeted Support & Improvement (TSI) Schools
- Universal Support Schools

Universal Support

Report Card Definitions & Methodology

Due to rounding, percentages on each page may not add up to 100%. An asterisk (*) indicates this number has been suppressed for student privacy and security reasons (Privacy & Security Details).

Student Achievement Scores



	Novice	Nearing Proficient	Proficient	Advanced
School	16%	22%	27%	36%
District	19%	19%	31%	30%
State	34%	31%	21%	13%



	Novice	Nearing Proficient	Proficient	Advanced
School	8%	23%	17%	52%
District	9%	26%	20%	45%
State	29%	25%	29%	17%



	Novice	Nearing Proficient	Proficient	Advanced
School	*	*	*	*
District	*	*	*	*
State	39%	35%	19%	6%

■ Novice
 ■ Nearing Proficient
 ■ Proficient
 ■ Advanced

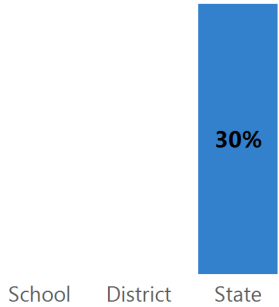
[Click here for more detail about Student Achievement](#)

Student Achievement Progress Scores

Due to rounding, percentages on each page may not add up to 100%. An asterisk (*) indicates this number has been suppressed for student privacy and security reasons (Privacy & Security Details).

**Due to rounding, percentages on each page may not add up to 100%.
An asterisk (*) indicates this number has been suppressed for student privacy and security reasons (Privacy & Security Details).**

% of English Learners showing progress toward English proficiency

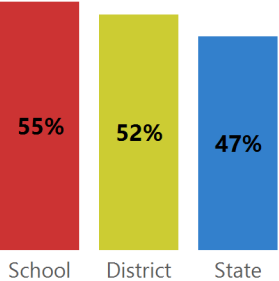


with P
atio

English Learners

# English Learners	*
% Achieved Proficiency	*
% Students Showing Progress on the EL Assessment	*

% of students with at least 95% attendance for the entire school year



[Click here for details on Educator Qualifications \(inexperienced educators, emergency provisional licenses, educators working out of field\)](#)

School Attendance

Educator Qualifications

School Quality, Climate, and Safety

Source: Civil Rights Data Collection as published by the US Department of Education Office of Civil Rights.

An asterisk (*) indicates this number has been suppressed for student privacy and security reasons ([Privacy & Security Details](#)).

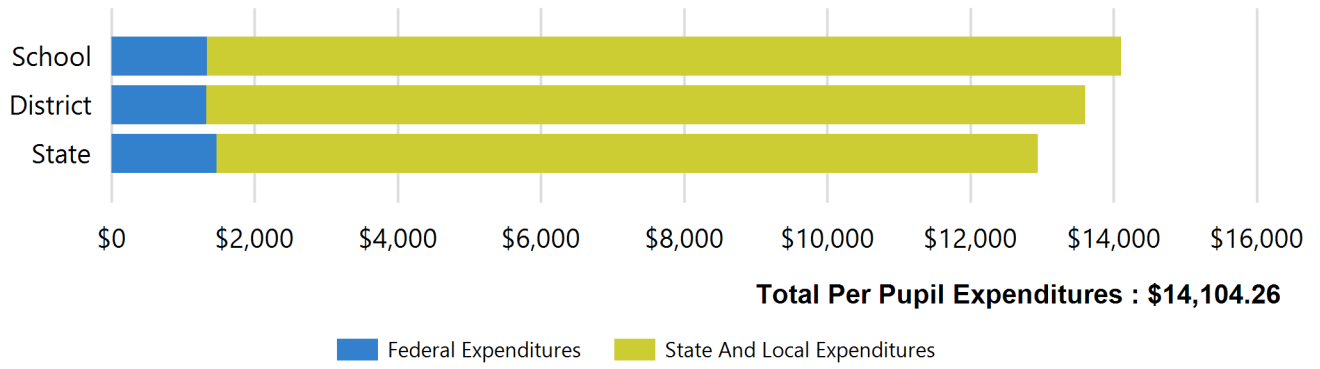
[Click here for details on Montana Civil Rights Data Collection](#)

School Finance

Due to rounding, percentages on each page may not add up to 100%.

An asterisk (*) indicates this number has been suppressed for student privacy and security reasons ([Privacy & Security Details](#)).

Per Pupil Expenditures for Gallatin Gateway School



[Click here for more details on Per Pupil Expenditures](#)